

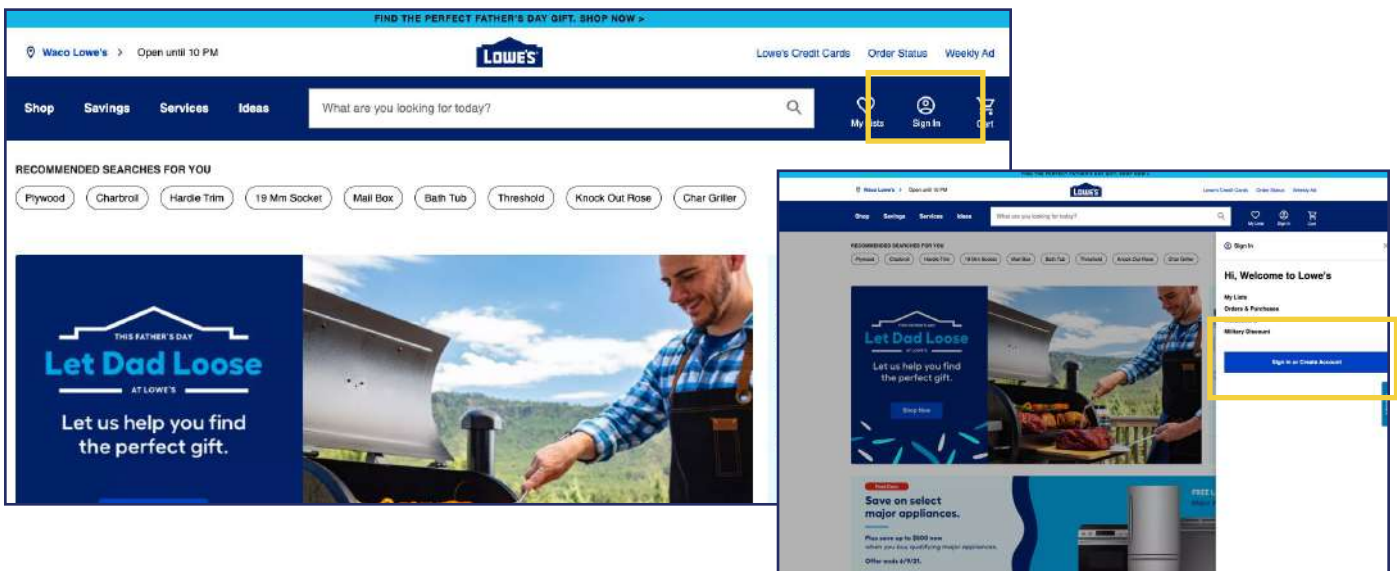


**2% REBATE**  
ON ALL PURCHASES!

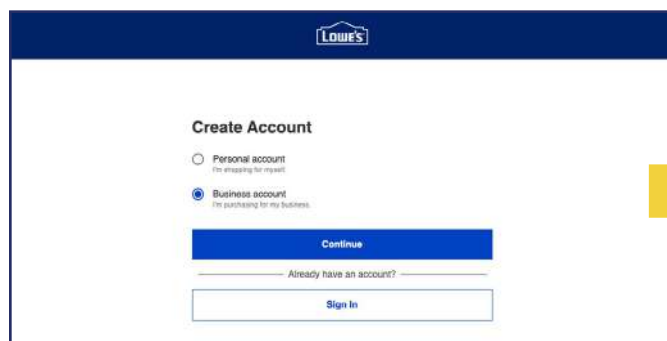
Make sure your rebates are being tracked! Register your credit/debit card(s) through your Lowe's For Pros account on [Lowes.com](https://www.lowes.com), use **PTN Pro Account ID 7PTN**. See below for step-by-step instructions.

## NEW ACCOUNTS:

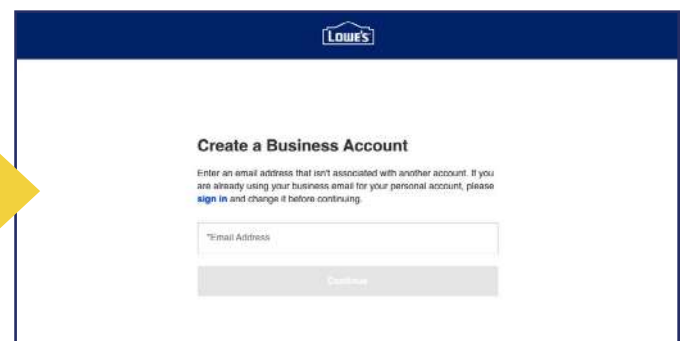
1. Visit [Lowes.com](https://www.lowes.com) and click the 'Sign In' button found in the blue navigation bar. Then click 'Sign In or Create Account' from the pop-out menu.



2. Select 'Business Account,' and click continue.



3. Enter your email address, and click continue.



PTN Pro Account ID: 7PTN

4. Enter the **PTN Pro Account ID: 7PTN**, and select 'Join Org.'

5. Fill in required fields, and click 'Create Account.'

5. Once your account is created, you'll be prompted to add a payment method to your 'Wallet.' Add all debit or credit cards that you plan to use while shopping at Lowe's – both business and personal.

To add additional payment methods in the future, click your name, then 'Wallet' from the pop-out menu.

## EXISTING ACCOUNTS:

Email [LoweForPros@lowes.com](mailto:LoweForPros@lowes.com), and request that **PTN Pro Account ID: 7PTN** and variable pricing be applied to your account. Be sure to provide:

- The email address tied to your account
- Your Pro Account ID (*To find this, visit your "Account Home."*)